

Multi-Fit Blind Mount Classic Style Bumpers

Fits Freightliner Classic Trucks (2003 & Earlier)

18" BUMPER

| | |
|--------------------------------|------------------------------------|
| Box End <u>C950001-18BX</u> | Mitered End <u>C950001-18MT</u> |
|--------------------------------|------------------------------------|

20" BUMPER

| | |
|--------------------------------|------------------------------------|
| Box End <u>C950001-20BX</u> | Mitered End <u>C950001-20MT</u> |
|--------------------------------|------------------------------------|

22" BUMPER

| | |
|--------------------------------|------------------------------------|
| Box End <u>C950001-22BX</u> | Mitered End <u>C950001-22MT</u> |
|--------------------------------|------------------------------------|





Innovative One-Piece Stainless Steel Mounting Plate

Simplifies installation, versus the competitive two-bracket mounting system made from rust-conductive cold-rolled steel.

- Bumpers made of high-quality stainless steel
- Offered in heights of 18", 20", 22"
- Made with mitered or boxed ends

LIMITED LIFETIME WARRANTY




Standard Mount Classic Style Bumpers

CLASSIC - STANDARD MOUNT BUMPERS FOR FREIGHTLINER CLASSIC.[2004 - 2007] (Each)

| 16" BUMPER | 18" BUMPER | 20" BUMPER | 22" BUMPER |
|--|--|--|--|
| Box End <u>C952080-16BX</u> | Box End <u>C952080-18BX</u> | Box End <u>C952080-20BX</u> | Box End <u>C952080-22BX</u> |
| Box End with Tow Hole <u>C952120-16BX</u> | Box End with Tow Hole <u>C952120-18BX</u> | Box End with Tow Hole <u>C952120-20BX</u> | Box End with Tow Hole <u>C952120-22BX</u> |
| Mitered End <u>C952080-16MT</u> | Mitered End <u>C952080-18MT</u> | Mitered End <u>C952080-20MT</u> | Mitered End <u>C952080-22MT</u> |
| Mitered End with Tow Hole <u>C952120-16MT</u> | Mitered End with Tow Hole <u>C952120-18MT</u> | Mitered End with Tow Hole <u>C952120-20MT</u> | Mitered End with Tow Hole <u>C952120-22MT</u> |

CLASSIC - STANDARD MOUNT BUMPERS FOR FREIGHTLINER CLASSIC AND CABOVER [2003 & Earlier] (Each)

| 16" BUMPER | 18" BUMPER | 20" BUMPER | 22" BUMPER |
|--|--|--|--|
| Box End <u>C952000-16BX</u> | Box End <u>C952000-18BX</u> | Box End <u>C952000-20BX</u> | Box End <u>C952000-22BX</u> |
| Box End with Tow Hole <u>C952040-16BX</u> | Box End with Tow Hole <u>C952040-18BX</u> | Box End with Tow Hole <u>C952040-20BX</u> | Box End with Tow Hole <u>C952040-22BX</u> |
| Mitered End <u>C952000-16MT</u> | Mitered End <u>C952000-18MT</u> | Mitered End <u>C952000-20MT</u> | Mitered End <u>C952000-22MT</u> |
| Mitered End with Tow Hole <u>C952040-16MT</u> | Mitered End with Tow Hole <u>C952040-18MT</u> | Mitered End with Tow Hole <u>C952040-20MT</u> | Mitered End with Tow Hole <u>C952040-22MT</u> |



N *The part numbers beginning with 'N' in the right-sided column designate 304 stainless material. 304 stainless has enhanced corrosion resistance.

Multi-Fit Blind Mount Classic Style Bumpers

Fits 359, 379, 388, 389, and 567 set forward Axle

18" BUMPER

| | |
|--------------------------------|------------------------------------|
| Box End <u>C950001-18BX</u> | Mitered End <u>C950001-18MT</u> |
|--------------------------------|------------------------------------|

20" BUMPER

| | |
|--------------------------------|------------------------------------|
| Box End <u>C950001-20BX</u> | Mitered End <u>C950001-20MT</u> |
|--------------------------------|------------------------------------|

22" BUMPER

| | |
|--------------------------------|------------------------------------|
| Box End <u>C950001-22BX</u> | Mitered End <u>C950001-22MT</u> |
|--------------------------------|------------------------------------|




Innovative One-Piece Stainless Steel Mounting Plate

Simplifies installation, versus the competitive two-bracket mounting system made from rust-conductive cold-rolled steel.

- Bumpers made of high-quality stainless steel
- Offered in heights of 18", 20", 22"
- Made with mitered or boxed ends

LIMITED LIFETIME WARRANTY



Blind Mount with Boxed Ends.

Standard Mount Classic Style Bumpers

CLASSIC STYLE - STANDARD MOUNT BUMPERS FOR PETERBILT 359 [1973-1987]

16" BUMPER

Box End
C953000-16BX
 Box End w/ Tow Hole
C953050-16BX
 Mitered End
C953000-16MT
 Mitered End w/ Tow Hole
C953050-16MT

18" BUMPER

Box End
C953000-18BX
 Box End w/ Tow Hole
C953050-18BX
 Mitered End
C953000-18MT
 Mitered End w/ Tow Hole
C953050-18MT

20" BUMPER

Box End
C953000-20BX
 Box End w/ Tow Hole
C953050-20BX
 Mitered End
C953000-20MT
 Mitered w/ Tow Hole
C953050-20MT

22" BUMPER

Box End
C953000-22BX
 Box End w/ Tow Hole
C953050-22BX
 Mitered End
C953000-22MT
 Mitered End w/ Tow Hole
C953050-22MT

CLASSIC - STANDARD MOUNT BUMPERS FOR PETERBILT 379

16" BUMPER

Box End
C953090-16BX
 Box End w/ Tow Hole
C953130-16BX
 Mitered End
C953090-16MT
 Mitered End w/ Tow Hole
C953130-16MT

18" BUMPER

Box End
C953090-18BX
 Box End w/ Tow Hole
C953130-18BX
 Mitered End
C953090-18MT
 Mitered End w/ Tow Hole
C953130-18MT

20" BUMPER

Box End
C953090-20BX
 Box End w/ Tow Hole
C953130-20BX
 Mitered End
C953090-20MT
 Mitered End w/ Tow Hole
C953130-20MT

22" BUMPER

Box End
C953090-22BX
 Box End w/ Tow Hole
C953130-22BX
 Mitered End
C953090-22MT
 Mitered End w/ Tow Hole
C953130-22MT

CLASSIC - STANDARD MOUNT BUMPERS FOR PETERBILT 388 / 389 AND 567 SET FORWARD AXLE

16" BUMPER

Box End
C953170-16BX
 Box End w/ Tow Hole
C953210-16BX
 Mitered End
C953170-16MT
 Mitered End w/ Tow Hole
C953210-16MT

18" BUMPER

Box End
C953170-18BX
 Box End w/ Tow Hole
C953210-18BX
 Mitered End
C953170-18MT
 Mitered End w/ Tow Hole
C953210-18MT

20" BUMPER

Box End
C953170-20BX
 Box End w/ Tow Hole
C953210-20BX
 Mitered End
C953170-20MT
 Mitered End w/ Tow Hole
C953210-20MT

22" BUMPER

Box End
C953170-22BX
 Box End w/ Tow Hole
C953210-22BX
 Mitered End
C953170-22MT
 Mitered End w/ Tow Hole
C953210-22MT



*The part numbers beginning with 'N' in the right-sided column designate 304 stainless material. 304 stainless has enhanced corrosion resistance.

Multi-Fit Blind Mount Classic Style Bumpers

Fits W900L, W900B (2010 & Earlier), and W990 Trucks

18" BUMPER

| | |
|--------------------------------|------------------------------------|
| Box End <u>C950001-18BX</u> | Mitered End <u>C950001-18MT</u> |
|--------------------------------|------------------------------------|

20" BUMPER

| | |
|--------------------------------|------------------------------------|
| Box End <u>C950001-20BX</u> | Mitered End <u>C950001-20MT</u> |
|--------------------------------|------------------------------------|

22" BUMPER

| | |
|--------------------------------|------------------------------------|
| Box End <u>C950001-22BX</u> | Mitered End <u>C950001-22MT</u> |
|--------------------------------|------------------------------------|




Innovative One-Piece Stainless Steel Mounting Plate

Simplifies installation, versus the competitive two-bracket mounting system made from rust-conductive cold-rolled steel.

- Bumpers made of high-quality stainless steel
- Offered in heights of 18", 20", 22"
- Made with mitered or boxed ends

LIMITED LIFETIME WARRANTY



Blind Mount with Boxed Ends.

Standard Mount Classic Style Bumpers

CLASSIC - STANDARD MOUNT BUMPERS FOR KENWORTH W900B AND W900L W900B are for 2010 & Earlier

16" BUMPER

- Box End
- C954000-16BX**
- Box End w/ Tow Hole
- C954050-16BX**
- Mitered End
- C954000-16MT**
- Mitered End w/ Tow Hole
- C954050-16MT**

18" BUMPER

- Box End
- C954000-18BX**
- Box End w/ Tow Hole
- C954050-18BX**
- Mitered End
- C954000-18MT**
- Mitered End w/ Tow Hole
- C954050-18MT**

20" BUMPER

- Box End
- C954000-20BX**
- Box End w/ Tow Hole
- C954050-20BX**
- Mitered End
- C954000-20MT**
- Mitered End w/ Tow Hole
- C954050-20MT**

22" BUMPER

- Box End
- C954000-22BX**
- Box End w/ Tow Hole
- C954050-22BX**
- Mitered End
- C954000-22MT**
- Mitered End w/ Tow Hole
- C954050-22MT**

CLASSIC - STANDARD MOUNT BUMPERS FOR KENWORTH W990 TRUCKS

16" BUMPER

- Box End
- C954100-16BX**
- Box End w/ Tow Hole
- C954150-16BX**
- Mitered End
- C954100-16MT**
- Mitered End w/ Tow Hole
- C954150-16MT**

18" BUMPER

- Box End
- C954100-18BX**
- Box End w/ Tow Hole
- C954150-18BX**
- Mitered End
- C954100-18MT**
- Mitered End w/ Tow Hole
- C954150-18MT**

20" BUMPER

- Box End
- C954100-20BX**
- Box End w/ Tow Hole
- C954150-20BX**
- Mitered End
- C954100-20MT**
- Mitered End w/ Tow Hole
- C954150-20MT**

22" BUMPER

- Box End
- C954100-22BX**
- Box End w/ Tow Hole
- C954150-22BX**
- Mitered End
- C954100-22MT**
- Mitered End w/ Tow Hole
- C954150-22MT**



N *The part numbers beginning with 'N' in the right-sided column designate 304 stainless material. 304 stainless has enhanced corrosion resistance.

Multi-Fit Blind Mount Classic Style Bumpers

Fits 9900I / 9900IX Trucks

18" BUMPER

| | |
|--------------------------------|------------------------------------|
| Box End <u>C950001-18BX</u> | Mitered End <u>C950001-18MT</u> |
|--------------------------------|------------------------------------|

20" BUMPER

| | |
|--------------------------------|------------------------------------|
| Box End <u>C950001-20BX</u> | Mitered End <u>C950001-20MT</u> |
|--------------------------------|------------------------------------|

22" BUMPER

| | |
|--------------------------------|------------------------------------|
| Box End <u>C950001-22BX</u> | Mitered End <u>C950001-22MT</u> |
|--------------------------------|------------------------------------|




Innovative One-Piece Stainless Steel Mounting Plate

Simplifies installation, versus the competitive two-bracket mounting system made from rust-conductive cold-rolled steel.

- Bumpers made of high-quality stainless steel
- Offered in heights of 18", 20", 22"
- Made with mitered or boxed ends

LIMITED LIFETIME WARRANTY



Standard Mount Classic Style Bumpers

CLASSIC - STANDARD MOUNT BUMPERS FOR INTERNATIONAL 9900I / 9900IX

16" BUMPER

Box End
C955000-16BX
 Box End w/ Tow Hole
C955050-16BX
 Mitered End
C955000-16MT
 Mitered End w/ Tow Hole
C955050-16MT

18" BUMPER

Box End
C955000-18BX
 Box End w/ Tow Hole
C955050-18BX
 Mitered End
C955000-18MT
 Mitered End w/ Tow Hole
C955050-18MT

20" BUMPER

Box End
C955000-20BX
 Box End w/ Tow Hole
C955050-20BX
 Mitered End
C955000-20MT
 Mitered End w/ Tow Hole
C955050-20MT

22" BUMPER

Box End
C955000-22BX
 Box End w/ Tow Hole
C955050-22BX
 Mitered End
C955000-22MT
 Mitered End w/ Tow Hole
C955050-22MT

CLASSIC - STANDARD MOUNT BUMPERS FOR INTERNATIONAL HX520

16" BUMPER

Box End
C957000-16BX
 Box End w/ Tow Hole
C957020-16BX
 Mitered End
C957000-16MT
 Mitered w/ Tow Hole
C957020-16MT

18" BUMPER

Box End
C957000-18BX
 Box End w/ Tow Hole
C957020-18BX
 Mitered End
C957000-18MT
 Mitered w/ Tow Hole
C957020-18MT

20" BUMPER

Box End
C957000-20BX
 Box End w/ Tow Hole
C957020-20BX
 Mitered End
C957000-20MT
 Mitered w/ Tow Hole
C957020-20MT

22" BUMPER

Box End
C957000-22BX
 Box End w/ Tow Hole
C957020-22BX
 Mitered End
C957000-22MT
 Mitered w/ Tow Hole
C957020-22MT



N *The part numbers beginning with 'N' in the right-sided column designate 304 stainless material. 304 stainless has enhanced corrosion resistance.

Multi-Fit Blind Mount Classic Style Bumpers

Fits 4900 Series Trucks [2007 & Earlier]

18" BUMPER

| | |
|--------------------------------|------------------------------------|
| Box End <u>C950001-18BX</u> | Mitered End <u>C950001-18MT</u> |
|--------------------------------|------------------------------------|

20" BUMPER

| | |
|--------------------------------|------------------------------------|
| Box End <u>C950001-20BX</u> | Mitered End <u>C950001-20MT</u> |
|--------------------------------|------------------------------------|

22" BUMPER

| | |
|--------------------------------|------------------------------------|
| Box End <u>C950001-22BX</u> | Mitered End <u>C950001-22MT</u> |
|--------------------------------|------------------------------------|



Innovative One-Piece Stainless Steel Mounting Plate

Simplifies installation, versus the competitive two-bracket mounting system made from rust-conductive cold-rolled steel.

- Bumpers made of high-quality stainless steel
- Offered in heights of 18", 20", 22"
- Made with mitered or boxed ends

LIMITED LIFETIME WARRANTY



Standard Mount Classic Style Bumpers

CLASSIC - STANDARD MOUNT BUMPERS FOR 4900 SERIES [2007 & Earlier] (Each)

16" BUMPER

| |
|--|
| Box End <u>C956000-16BX</u> |
| Box End w/ Tow Hole <u>C956050-16BX</u> |
| Mitered End <u>C956000-16MT</u> |
| Mitered End w/ Tow Hole <u>C956050-16MT</u> |

20" BUMPER

| |
|--|
| Box End <u>C956000-18BX</u> |
| Box End w/ Tow Hole <u>C956050-18BX</u> |
| Mitered End <u>C956000-18MT</u> |
| Mitered End w/ Tow Hole <u>C956050-18MT</u> |

18" BUMPER

| |
|--|
| Box End <u>C956000-20BX</u> |
| Box End w/ Tow Hole <u>C956050-20BX</u> |
| Mitered End <u>C956000-20MT</u> |
| Mitered End w/ Tow Hole <u>C956050-20MT</u> |

22" BUMPER

| |
|--|
| Box End <u>C956000-22BX</u> |
| Box End w/ Tow Hole <u>C956050-22BX</u> |
| Mitered End <u>C956000-22MT</u> |
| Mitered End w/ Tow Hole <u>C956050-22MT</u> |

CLASSIC - STANDARD MOUNT BUMPERS FOR 4900 SERIES [2008 & Later] (Each)

16" BUMPER

| |
|--|
| Box End <u>C956010-16BX</u> |
| Box End with Tow Hole <u>C956040-16BX</u> |
| Mitered End <u>C956010-16MT</u> |
| Mitered End with Tow Hole <u>C956040-16MT</u> |

18" BUMPER

| |
|--|
| Box End <u>C956010-18BX</u> |
| Box End with Tow Hole <u>C956040-18BX</u> |
| Mitered End <u>C956010-18MT</u> |
| Mitered End with Tow Hole <u>C956040-18MT</u> |

20" BUMPER

| |
|--|
| Box End <u>C956010-20BX</u> |
| Box End with Tow Hole <u>C956040-20BX</u> |
| Mitered End <u>C956010-20MT</u> |
| Mitered End with Tow Hole <u>C956040-20MT</u> |

22" BUMPER

| |
|--|
| Box End <u>C956010-22BX</u> |
| Box End with Tow Hole <u>C956040-22BX</u> |
| Mitered End <u>C956010-22MT</u> |
| Mitered End with Tow Hole <u>C956040-22MT</u> |

Check Our New Line of

 **RoadWorks®**

CLASSIC STYLE BLIND MOUNT BUMPERS



FITS THE FOLLOWING TRUCKS:

- International 9900i
- Freightliner Classic (03 & earlier)
- Western Star 4900 (2007 & earlier)
- Peterbilt 359, 379, 388, & 567 Set Forward Axle
- Kenworth W900L, W900B (2010 & earlier), & W990

Made of High-quality 11 Gauge Stainless Steel!

Offered in Heights of 18, 20, & 22". Manufactured with Mitered Corner & Boxed End Options

Engineered & Designed in the USA with American Made Steel, & Backed by the RoadWorks Limited Lifetime Warranty

Innovative One-piece Stainless Steel Mounting Plate Simplifies Installation

ROADWORKSMFG.COM - 1.800.448.8741

