

STANDARD AVAILABLE OPTIONS

Available heights:

16, 18, 20, and 22 Inches

Mounting Options:

Standard Mount (Mounting bolts shown)
Blind Mount (Mounting bolts hidden)

Face Options:

Blank (No Tow Holes)
With Tow Hole

End Options:

BOX (Squared ends)
Mitered (Mitered ends)

Note: If bumper is to be installed with a flip kit please call RoadWorks Customer Service at 1-800-448-8741.

OPTIONS AVAILABLE UPON REQUEST

Including:

- Tapered Bottoms on Face
- Side Radius Cut to match tire profile
- Recessed License Plate Holder
- Custom Laser Cut Lettering
- Bumper Back Lighting
- Custom Cut Holes

Some options may require additional measurements.

AVAILABLE ACCESSORIES:

LED Side Signal Lights (pages 302 - 303)
Light Bars (page 313)
Vanity Plates (pages 308 - 311)
License Plate Frames (page 312)
LED Lights (pages 348 - 356)





No Charge for Custom Drawings

We will build it the way you want. Give us a call to customize your bumper with lights, radius cut to match tires, Recessed Plate Holders, and more.

Discuss your ideas with your favorite chrome dealer or with Roadworks Customer Service at: 1-800-448-8741.



Standard Mount Blank Face Bumper with Mitered Ends, and Hinged Plate Hanger.

STANDARD AVAILABLE OPTIONS	OPTIONS AVAILABLE UPON REQUEST
Standard Mount Blind Mount Blank Face With Tow Holes Box Ends Mitered Ends	Tapered Bottoms Side Radius cut to match tire profile Recessed Plate Holder Custom Cut Lettering Bumper Back Lighting Custom Cut Holes
 <p>BOX END</p>	 <p>BOX END WITH SIDE RADIUS</p>
 <p>MITERED END</p>	 <p>MITERED END WITH SIDE RADIUS</p>



BLIND MOUNT / BLANK FACE



STANDARD MOUNT / WITH TOW HOLE



TAPERED BOTTOMS

MULTI-FIT BLIND MOUNT BUMPERS Fits FI Classic [2007 & Earlier] (Each)

18" BUMPER

18" with Box End	
<u>950001-18BX</u>	<u>N950001-18BX</u>
18" with Mitered End	
<u>950001-18MT</u>	<u>N950001-18MT</u>

20" BUMPER

20" with Box End	
<u>950001-20BX</u>	<u>N950001-20BX</u>
20" with Mitered End	
<u>950001-20MT</u>	<u>N950001-20MT</u>

22" BUMPER

22" with Box End	
<u>950001-22BX</u>	<u>N950001-22BX</u>
22" with Mitered End	
<u>950001-22MT</u>	<u>N950001-22MT</u>

FREIGHTLINER CLASSIC [2004 - 2007] (Each)

16" BUMPER

Box End - Std Mount	
<u>952080-16BX</u>	<u>N952080-16BX</u>
Box End with Tow Hole - Std Mount	
<u>952120-16BX</u>	<u>N952120-16BX</u>
Box End - Blind Mount	
<u>952100-16BX</u>	<u>N952100-16BX</u>
Box End w/ Tow Hole - Blind Mount	
<u>952140-16BX</u>	<u>N952140-16BX</u>
Mitered End - Std Mount	
<u>952080-16MT</u>	<u>N952080-16MT</u>
Mitered with Tow Hole - Std Mount	
<u>952120-16MT</u>	<u>N952120-16MT</u>
Mitered End - Blind Mount	
<u>952100-16MT</u>	<u>N952100-16MT</u>
Mitered w/ Tow Hole - Blind Mount	
<u>952140-16MT</u>	<u>N952140-16MT</u>

18" BUMPER

Box End - Std Mount	
<u>952080-18BX</u>	<u>N952080-18BX</u>
Box End with Tow Hole - Std Mount	
<u>952120-18BX</u>	<u>N952120-18BX</u>
Box End - Blind Mount	
<u>952100-18BX</u>	<u>N952100-18BX</u>
Box End w/ Tow Hole - Blind Mount	
<u>952140-18BX</u>	<u>N952140-18BX</u>
Mitered End - Std Mount	
<u>952080-18MT</u>	<u>N952080-18MT</u>
Mitered with Tow Hole - Std Mount	
<u>952120-18MT</u>	<u>N952120-18MT</u>
Mitered End - Blind Mount	
<u>952100-18MT</u>	<u>N952100-18MT</u>
Mitered w/ Tow Hole - Blind Mount	
<u>952140-18MT</u>	<u>N952140-18MT</u>

20" BUMPER

Box End - Std Mount	
<u>952080-20BX</u>	<u>N952080-20BX</u>
Box End with Tow Hole - Std Mount	
<u>952120-20BX</u>	<u>N952120-20BX</u>
Box End - Blind Mount	
<u>952100-20BX</u>	<u>N952100-20BX</u>
Box End w/ Tow Hole - Blind Mount	
<u>952140-20BX</u>	<u>N952140-20BX</u>
Mitered End - Std Mount	
<u>952080-20MT</u>	<u>N952080-20MT</u>
Mitered with Tow Hole - Std Mount	
<u>952120-20MT</u>	<u>N952120-20MT</u>
Mitered End - Blind Mount	
<u>952100-20MT</u>	<u>N952100-20MT</u>
Mitered w/ Tow Hole - Blind Mount	
<u>952140-20MT</u>	<u>N952140-20MT</u>

22" BUMPER

Box End - Std Mount	
<u>952080-22BX</u>	<u>N952080-22BX</u>
Box End with Tow Hole - Std Mount	
<u>952120-22BX</u>	<u>N952120-22BX</u>
Box End - Blind Mount	
<u>952100-22BX</u>	<u>N952100-22BX</u>
Box End w/ Tow Hole - Blind Mount	
<u>952140-22BX</u>	<u>N952140-22BX</u>
Mitered End - Std Mount	
<u>952080-22MT</u>	<u>N952080-22MT</u>
Mitered with Tow Hole - Std Mount	
<u>952120-22MT</u>	<u>N952120-22MT</u>
Mitered End - Blind Mount	
<u>952100-22MT</u>	<u>N952100-22MT</u>
Mitered w/ Tow Hole - Blind Mount	
<u>952140-22MT</u>	<u>N952140-22MT</u>

FREIGHTLINER CLASSIC AND CABOVER [2003 & Earlier] (Each)

16" BUMPER

Box End - Std Mount	
<u>952000-16BX</u>	<u>N952000-16BX</u>
Box End with Tow Hole - Std Mount	
<u>952040-16BX</u>	<u>N952040-16BX</u>
Box End - Blind Mount	
<u>952020-16BX</u>	<u>N952020-16BX</u>
Box End w/ Tow Hole - Blind Mount	
<u>952060-16BX</u>	<u>N952060-16BX</u>
Mitered End - Std Mount	
<u>952000-16MT</u>	<u>N952000-16MT</u>
Mitered with Tow Hole - Std Mount	
<u>952040-16MT</u>	<u>N952040-16MT</u>
Mitered End - Blind Mount	
<u>952020-16MT</u>	<u>N952020-16MT</u>
Mitered w/ Tow Hole - Blind Mount	
<u>952060-16MT</u>	<u>N952060-16MT</u>

18" BUMPER

Box End - Std Mount	
<u>952000-18BX</u>	<u>N952000-18BX</u>
Box End with Tow Hole - Std Mount	
<u>952040-18BX</u>	<u>N952040-18BX</u>
Box End - Blind Mount	
<u>952020-18BX</u>	<u>N952020-18BX</u>
Box End w/ Tow Hole - Blind Mount	
<u>952060-18BX</u>	<u>N952060-18BX</u>
Mitered End - Std Mount	
<u>952000-18MT</u>	<u>N952000-18MT</u>
Mitered with Tow Hole - Std Mount	
<u>952040-18MT</u>	<u>N952040-18MT</u>
Mitered End - Blind Mount	
<u>952020-18MT</u>	<u>N952020-18MT</u>
Mitered w/ Tow Hole - Blind Mount	
<u>952060-18MT</u>	<u>N952060-18MT</u>

20" BUMPER

Box End - Std Mount	
<u>952000-20BX</u>	<u>N952000-20BX</u>
Box End with Tow Hole - Std Mount	
<u>952040-20BX</u>	<u>N952040-20BX</u>
Box End - Blind Mount	
<u>952020-20BX</u>	<u>N952020-20BX</u>
Box End w/ Tow Hole - Blind Mount	
<u>952060-20BX</u>	<u>N952060-20BX</u>
Mitered End - Std Mount	
<u>952000-20MT</u>	<u>N952000-20MT</u>
Mitered with Tow Hole - Std Mount	
<u>952040-20MT</u>	<u>N952040-20MT</u>
Mitered End - Blind Mount	
<u>952020-20MT</u>	<u>N952020-20MT</u>
Mitered w/ Tow Hole - Blind Mount	
<u>952060-20MT</u>	<u>N952060-20MT</u>

22" BUMPER

Box End - Std Mount	
<u>952000-22BX</u>	<u>N952000-22BX</u>
Box End with Tow Hole - Std Mount	
<u>952040-22BX</u>	<u>N952040-22BX</u>
Box End - Blind Mount	
<u>952020-22BX</u>	<u>N952020-22BX</u>
Box End w/ Tow Hole - Blind Mount	
<u>952060-22BX</u>	<u>N952060-22BX</u>
Mitered End - Std Mount	
<u>952000-22MT</u>	<u>N952000-22MT</u>
Mitered with Tow Hole - Std Mount	
<u>952040-22MT</u>	<u>N952040-22MT</u>
Mitered End - Blind Mount	
<u>952020-22MT</u>	<u>N952020-22MT</u>
Mitered w/ Tow Hole - Blind Mount	
<u>952060-22MT</u>	<u>N952060-22MT</u>

CLASSIC - STANDARD MOUNT BUMPERS FOR FREIGHTLINER CLASSIC [2004 - 2007] (Each)

NEW

16" BUMPER

Box End	
<u>C952080-16BX</u>	
Box End with Tow Hole	
<u>C952120-16BX</u>	
Mitered End	
<u>C952080-16MT</u>	
Mitered End with Tow Hole	
<u>C952120-16MT</u>	

18" BUMPER

Box End	
<u>C952080-18BX</u>	
Box End with Tow Hole	
<u>C952120-18BX</u>	
Mitered End	
<u>C952080-18MT</u>	
Mitered End with Tow Hole	
<u>C952120-18MT</u>	

20" BUMPER

Box End	
<u>C952080-20BX</u>	
Box End with Tow Hole	
<u>C952120-20BX</u>	
Mitered End	
<u>C952080-20MT</u>	
Mitered End with Tow Hole	
<u>C952120-20MT</u>	

22" BUMPER

Box End	
<u>C952080-22BX</u>	
Box End with Tow Hole	
<u>C952120-22BX</u>	
Mitered End	
<u>C952080-22MT</u>	
Mitered End with Tow Hole	
<u>C952120-22MT</u>	

CLASSIC - STANDARD MOUNT BUMPERS FOR FREIGHTLINER CLASSIC AND CABOVER [2003 & Earlier] (Each)

NEW

16" BUMPER

Box End	
<u>C952000-16BX</u>	
Box End with Tow Hole	
<u>C952040-16BX</u>	
Mitered End	
<u>C952000-16MT</u>	
Mitered End with Tow Hole	
<u>C952040-16MT</u>	

18" BUMPER

Box End	
<u>C952000-18BX</u>	
Box End with Tow Hole	
<u>C952040-18BX</u>	
Mitered End	
<u>C952000-18MT</u>	
Mitered End with Tow Hole	
<u>C952040-18MT</u>	

20" BUMPER

Box End	
<u>C952000-20BX</u>	
Box End with Tow Hole	
<u>C952040-20BX</u>	
Mitered End	
<u>C952000-20MT</u>	
Mitered End with Tow Hole	
<u>C952040-20MT</u>	

22" BUMPER

Box End	
<u>C952000-22BX</u>	
Box End with Tow Hole	
<u>C952040-22BX</u>	
Mitered End	
<u>C952000-22MT</u>	
Mitered End with Tow Hole	
<u>C952040-22MT</u>	

N *The part numbers beginning with 'N' in the right-sided column designate 304 stainless material. 304 stainless has enhanced corrosion resistance.



Blind Mount with Mitered Ends.

PETERBILT

PETERBILT 359 BUMPERS [1973-1987]

16" BUMPER

Box End - Std Mount
<u>953000-16BX</u> <u>N953000-16BX</u>
Box End w/ Tow Hole - Std Mount
<u>953050-16BX</u> <u>N953050-16BX</u>
Box End - Blind Mount
<u>953030-16BX</u> <u>N953030-16BX</u>
Box End w/ Tow Hole - Blind Mount
<u>953070-16BX</u> <u>N953070-16BX</u>
Mitered End - Std Mount
<u>953000-16MT</u> <u>N953000-16MT</u>
Mitered w/ Tow Hole - Std Mount
<u>953050-16MT</u> <u>N953050-16MT</u>
Mitered End - Blind Mount
<u>953030-16MT</u> <u>N953030-16MT</u>
Mitered w/ Tow Hole - Blind Mount
<u>953070-16MT</u> <u>N953070-16MT</u>

18" BUMPER

Box End - Std Mount
<u>953000-18BX</u> <u>N953000-18BX</u>
Box End w/ Tow Hole - Std Mount
<u>953050-18BX</u> <u>N953050-18BX</u>
Box End - Blind Mount
<u>953030-18BX</u> <u>N953030-18BX</u>
Box End w/ Tow Hole - Blind Mount
<u>953070-18BX</u> <u>N953070-18BX</u>
Mitered End - Std Mount
<u>953000-18MT</u> <u>N953000-18MT</u>
Mitered w/ Tow Hole - Std Mount
<u>953050-18MT</u> <u>N953050-18MT</u>
Mitered End - Blind Mount
<u>953030-18MT</u> <u>N953030-18MT</u>
Mitered w/ Tow Hole - Blind Mount
<u>953070-18MT</u> <u>N953070-18MT</u>

20" BUMPER

Box End - Std Mount
<u>953000-20BX</u> <u>N953000-20BX</u>
Box End w/ Tow Hole - Std Mount
<u>953050-20BX</u> <u>N953050-20BX</u>
Box End - Blind Mount
<u>953030-20BX</u> <u>N953030-20BX</u>
Box End w/ Tow Hole - Blind Mount
<u>953070-20BX</u> <u>N953070-20BX</u>
Mitered End - Std Mount
<u>953000-20MT</u> <u>N953000-20MT</u>
Mitered w/ Tow Hole - Std Mount
<u>953050-20MT</u> <u>N953050-20MT</u>
Mitered End - Blind Mount
<u>953030-20MT</u> <u>N953030-20MT</u>
Mitered w/ Tow Hole - Blind Mount
<u>953070-20MT</u> <u>N953070-20MT</u>

22" BUMPER

Box End - Std Mount
<u>953000-22BX</u> <u>N953000-22BX</u>
Box End w/ Tow Hole - Std Mount
<u>953050-22BX</u> <u>N953050-22BX</u>
Box End - Blind Mount
<u>953030-22BX</u> <u>N953030-22BX</u>
Box End w/ Tow Hole - Blind Mount
<u>953070-22BX</u> <u>N953070-22BX</u>
Mitered End - Std Mount
<u>953000-22MT</u> <u>N953000-22MT</u>
Mitered w/ Tow Hole - Std Mount
<u>953050-22MT</u> <u>N953050-22MT</u>
Mitered End - Blind Mount
<u>953030-22MT</u> <u>N953030-22MT</u>
Mitered w/ Tow Hole - Blind Mount
<u>953070-22MT</u> <u>N953070-22MT</u>

NEW

CLASSIC - STANDARD MOUNT BUMPERS FOR PETERBILT 359 [1973-1987]

16" BUMPER

Box End
<u>C953000-16BX</u>
Box End w/ Tow Hole
<u>C953050-16BX</u>
Mitered End
<u>C953000-16MT</u>
Mitered End w/ Tow Hole
<u>C953050-16MT</u>

18" BUMPER

Box End
<u>C953000-18BX</u>
Box End w/ Tow Hole
<u>C953050-18BX</u>
Mitered End
<u>C953000-18MT</u>
Mitered End w/ Tow Hole
<u>C953050-18MT</u>

20" BUMPER

Box End
<u>C953000-20BX</u>
Box End w/ Tow Hole
<u>C953050-20BX</u>
Mitered End
<u>C953000-20MT</u>
Mitered w/ Tow Hole
<u>C953050-20MT</u>

22" BUMPER

Box End
<u>C953000-22BX</u>
Box End w/ Tow Hole
<u>C953050-22BX</u>
Mitered End
<u>C953000-22MT</u>
Mitered End w/ Tow Hole
<u>C953050-22MT</u>

MULTI-FIT BLIND MOUNT BUMPERS Fits Peterbilt 359 (Each)

18" BUMPER

18" with Box End
<u>950001-18BX</u> <u>N950001-18BX</u>
18" with Mitered End
<u>950001-18MT</u> <u>N950001-18MT</u>

20" BUMPER

20" with Box End
<u>950001-20BX</u> <u>N950001-20BX</u>
20" with Mitered End
<u>950001-20MT</u> <u>N950001-20MT</u>

22" BUMPER

22" with Box End
<u>950001-22BX</u> <u>N950001-22BX</u>
22" with Mitered End
<u>950001-22MT</u> <u>N950001-22MT</u>

*The part numbers beginning with 'N' in the right-sided column designate 304 stainless material. 304 stainless has enhanced corrosion resistance.



379 Blind Mount Bumper with Mitered Ends

PETERBILT 379 BUMPERS

16" BUMPER

Box End - Std Mount
<u>953090-16BX</u> <u>N953090-16BX</u>
Box End w/ Tow Hole - Std Mount
<u>953130-16BX</u> <u>N953130-16BX</u>
Box End - Blind Mount
<u>953110-16BX</u> <u>N953110-16BX</u>
Box End w/ Tow Hole - Blind Mount
<u>953150-16BX</u> <u>N953150-16BX</u>
Mitered End - Std Mount
<u>953090-16MT</u> <u>N953090-16MT</u>
Mitered w/ Tow Hole - Std Mount
<u>953130-16MT</u> <u>N953130-16MT</u>
Mitered End - Blind Mount
<u>953110-16MT</u> <u>N953110-16MT</u>
Mitered w/ Tow Hole - Blind Mount
<u>953150-16MT</u> <u>N953150-16MT</u>

18" BUMPER

Box End - Std Mount
<u>953090-18BX</u> <u>N953090-18BX</u>
Box End w/ Tow Hole - Std Mount
<u>953130-18BX</u> <u>N953130-18BX</u>
Box End - Blind Mount
<u>953110-18BX</u> <u>N953110-18BX</u>
Box End w/ Tow Hole - Blind Mount
<u>953150-18BX</u> <u>N953150-18BX</u>
Mitered End - Std Mount
<u>953090-18MT</u> <u>N953090-18MT</u>
Mitered w/ Tow Hole - Std Mount
<u>953130-18MT</u> <u>N953130-18MT</u>
Mitered End - Blind Mount
<u>953110-18MT</u> <u>N953110-18MT</u>
Mitered w/ Tow Hole - Blind Mount
<u>953150-18MT</u> <u>N953150-18MT</u>

20" BUMPER

Box End - Std Mount
<u>953090-20BX</u> <u>N953090-20BX</u>
Box End w/ Tow Hole - Std Mount
<u>953130-20BX</u> <u>N953130-20BX</u>
Box End - Blind Mount
<u>953110-20BX</u> <u>N953110-20BX</u>
Box End w/ Tow Hole - Blind Mount
<u>953150-20BX</u> <u>N953150-20BX</u>
Mitered End - Std Mount
<u>953090-20MT</u> <u>N953090-20MT</u>
Mitered w/ Tow Hole - Std Mount
<u>953130-20MT</u> <u>N953130-20MT</u>
Mitered End - Blind Mount
<u>953110-20MT</u> <u>N953110-20MT</u>
Mitered w/ Tow Hole - Blind Mount
<u>953150-20MT</u> <u>N953150-20MT</u>

22" BUMPER

Box End - Std Mount
<u>953090-22BX</u> <u>N953090-22BX</u>
Box End w/ Tow Hole - Std Mount
<u>953130-22BX</u> <u>N953130-22BX</u>
Box End - Blind Mount
<u>953110-22BX</u> <u>N953110-22BX</u>
Box End w/ Tow Hole - Blind Mount
<u>953150-22BX</u> <u>N953150-22BX</u>
Mitered End - Std Mount
<u>953090-22MT</u> <u>N953090-22MT</u>
Mitered w/ Tow Hole - Std Mount
<u>953130-22MT</u> <u>N953130-22MT</u>
Mitered End - Blind Mount
<u>953110-22MT</u> <u>N953110-22MT</u>
Mitered w/ Tow Hole - Blind Mount
<u>953150-22MT</u> <u>N953150-22MT</u>

NEW

CLASSIC - STANDARD MOUNT BUMPERS FOR PETERBILT 379

16" BUMPER

Box End
<u>C953090-16BX</u>
Box End w/ Tow Hole
<u>C953130-16BX</u>
Mitered End
<u>C953090-16MT</u>
Mitered End w/ Tow Hole
<u>C953130-16MT</u>

18" BUMPER

Box End
<u>C953090-18BX</u>
Box End w/ Tow Hole
<u>C953130-18BX</u>
Mitered End
<u>C953090-18MT</u>
Mitered End w/ Tow Hole
<u>C953130-18MT</u>

20" BUMPER

Box End
<u>C953090-20BX</u>
Box End w/ Tow Hole
<u>C953130-20BX</u>
Mitered End
<u>C953090-20MT</u>
Mitered End w/ Tow Hole
<u>C953130-20MT</u>

22" BUMPER

Box End
<u>C953090-22BX</u>
Box End w/ Tow Hole
<u>C953130-22BX</u>
Mitered End
<u>C953090-22MT</u>
Mitered End w/ Tow Hole
<u>C953130-22MT</u>

MULTI-FIT BLIND MOUNT BUMPERS Fits Peterbilt 379 (Each)

18" BUMPER

18" with Box End
<u>950001-18BX</u> <u>N950001-18BX</u>
18" with Mitered End
<u>950001-18MT</u> <u>N950001-18MT</u>

20" BUMPER

20" with Box End
<u>950001-20BX</u> <u>N950001-20BX</u>
20" with Mitered End
<u>950001-20MT</u> <u>N950001-20MT</u>

22" BUMPER

22" with Box End
<u>950001-22BX</u> <u>N950001-22BX</u>
22" with Mitered End
<u>950001-22MT</u> <u>N950001-22MT</u>



388 / 389 Blind Mount Bumper with Mitered Ends

PETERBILT

PETERBILT 388 / 389 BUMPERS, 567 SET FORWARD AXLE BUMPERS

16" BUMPER

Box End - Std Mount
<u>953170-16BX</u> <u>N953170-16BX</u>
Box End w/ Tow Hole - Std Mount
<u>953210-16BX</u> <u>N953210-16BX</u>
Box End - Blind Mount
<u>953190-16BX</u> <u>N953190-16BX</u>
Box End w/ Tow Hole - Blind Mount
<u>953230-16BX</u> <u>N953230-16BX</u>
Mitered End - Std Mount
<u>953170-16MT</u> <u>N953170-16MT</u>
Mitered w/ Tow Hole - Std Mount
<u>953210-16MT</u> <u>N953210-16MT</u>
Mitered End - Blind Mount
<u>953190-16MT</u> <u>N953190-16MT</u>
Mitered w/ Tow Hole - Blind Mount
<u>953230-16MT</u> <u>N953230-16MT</u>

18" BUMPER

Box End - Std Mount
<u>953170-18BX</u> <u>N953170-18BX</u>
Box End w/ Tow Hole - Std Mount
<u>953210-18BX</u> <u>N953210-18BX</u>
Box End - Blind Mount
<u>953190-18BX</u> <u>N953190-18BX</u>
Box End w/ Tow Hole - Blind Mount
<u>953230-18BX</u> <u>N953230-18BX</u>
Mitered End - Std Mount
<u>953170-18MT</u> <u>N953170-18MT</u>
Mitered w/ Tow Hole - Std Mount
<u>953210-18MT</u> <u>N953210-18MT</u>
Mitered End - Blind Mount
<u>953190-18MT</u> <u>N953190-18MT</u>
Mitered w/ Tow Hole - Blind Mount
<u>953230-18MT</u> <u>N953230-18MT</u>

20" BUMPER

Box End - Std Mount
<u>953170-20BX</u> <u>N953170-20BX</u>
Box End w/ Tow Hole - Std Mount
<u>953210-20BX</u> <u>N953210-20BX</u>
Box End - Blind Mount
<u>953190-20BX</u> <u>N953190-20BX</u>
Box End w/ Tow Hole - Blind Mount
<u>953230-20BX</u> <u>N953230-20BX</u>
Mitered End - Std Mount
<u>953170-20MT</u> <u>N953170-20MT</u>
Mitered w/ Tow Hole - Std Mount
<u>953210-20MT</u> <u>N953210-20MT</u>
Mitered End - Blind Mount
<u>953190-20MT</u> <u>N953190-20MT</u>
Mitered w/ Tow Hole - Blind Mount
<u>953230-20MT</u> <u>N953230-20MT</u>

22" BUMPER

Box End - Std Mount
<u>953170-22BX</u> <u>N953170-22BX</u>
Box End w/ Tow Hole - Std Mount
<u>953210-22BX</u> <u>N953210-22BX</u>
Box End - Blind Mount
<u>953190-22BX</u> <u>N953190-22BX</u>
Box End w/ Tow Hole - Blind Mount
<u>953230-22BX</u> <u>N953230-22BX</u>
Mitered End - Std Mount
<u>953170-22MT</u> <u>N953170-22MT</u>
Mitered w/ Tow Hole - Std Mount
<u>953210-22MT</u> <u>N953210-22MT</u>
Mitered End - Blind Mount
<u>953190-22MT</u> <u>N953190-22MT</u>
Mitered w/ Tow Hole - Blind Mount
<u>953230-22MT</u> <u>N953230-22MT</u>

NEW

CLASSIC - STANDARD MOUNT BUMPERS FOR PETERBILT 388 / 389 AND 567 SET FORWARD AXLE

16" BUMPER

Box End
<u>C953170-16BX</u>
Box End w/ Tow Hole
<u>C953210-16BX</u>
Mitered End
<u>C953170-16MT</u>
Mitered End w/ Tow Hole
<u>C953210-16MT</u>

18" BUMPER

Box End
<u>C953170-18BX</u>
Box End w/ Tow Hole
<u>C953210-18BX</u>
Mitered End
<u>C953170-18MT</u>
Mitered End w/ Tow Hole
<u>C953210-18MT</u>

20" BUMPER

Box End
<u>C953170-20BX</u>
Box End w/ Tow Hole
<u>C953210-20BX</u>
Mitered End
<u>C953170-20MT</u>
Mitered End w/ Tow Hole
<u>C953210-20MT</u>

22" BUMPER

Box End
<u>C953170-22BX</u>
Box End w/ Tow Hole
<u>C953210-22BX</u>
Mitered End
<u>C953170-22MT</u>
Mitered End w/ Tow Hole
<u>C953210-22MT</u>

MULTI-FIT BLIND MOUNT BUMPERS Fits Peterbilt 388 / 389 / 567 Set Forward Axle (Each)

18" BUMPER

18" with Box End
<u>950001-18BX</u> <u>N950001-18BX</u>
18" with Mitered End
<u>950001-18MT</u> <u>N950001-18MT</u>

20" BUMPER

20" with Box End
<u>950001-20BX</u> <u>N950001-20BX</u>
20" with Mitered End
<u>950001-20MT</u> <u>N950001-20MT</u>

22" BUMPER

22" with Box End
<u>950001-22BX</u> <u>N950001-22BX</u>
22" with Mitered End
<u>950001-22MT</u> <u>N950001-22MT</u>

*The part numbers beginning with 'N' in the right-sided column designate 304 stainless material. 304 stainless has enhanced corrosion resistance.



Custom Blind Mount Blank Face Bumper with Recessed License Plate Holder, and Mitered Ends.

KENWORTH

KENWORTH W900B AND W900L BUMPERS

W900B are for 2010 & Earlier

16" BUMPER

Box End - Std Mount
<u>954000-16BX</u> <u>N954000-16BX</u>
Mitered End - Std Mount
<u>954000-16MT</u> <u>N954000-16MT</u>
Box End w/ Tow Hole - Std Mount
<u>954050-16BX</u> <u>N954050-16BX</u>
Mitered w/ Tow Hole - Std Mount
<u>954050-16MT</u> <u>N954050-16MT</u>
Box End - Blind Mount
<u>954030-16BX</u> <u>N954030-16BX</u>
Mitered End - Blind Mount
<u>954030-16MT</u> <u>N954030-16MT</u>
Box End w/ Tow Hole - Blind Mount
<u>954070-16BX</u> <u>N954070-16BX</u>
Mitered w/ Tow Hole - Blind Mount
<u>954070-16MT</u> <u>N954070-16MT</u>

18" BUMPER

Box End - Std Mount
<u>954000-18BX</u> <u>N954000-18BX</u>
Mitered End - Std Mount
<u>954000-18MT</u> <u>N954000-18MT</u>
Box End w/ Tow Hole - Std Mount
<u>954050-18BX</u> <u>N954050-18BX</u>
Mitered w/ Tow Hole - Std Mount
<u>954050-18MT</u> <u>N954050-18MT</u>
Box End - Blind Mount
<u>954030-18BX</u> <u>N954030-18BX</u>
Mitered End - Blind Mount
<u>954030-18MT</u> <u>N954030-18MT</u>
Box End w/ Tow Hole - Blind Mount
<u>954070-18BX</u> <u>N954070-18BX</u>
Mitered w/ Tow Hole - Blind Mount
<u>954070-18MT</u> <u>N954070-18MT</u>

20" BUMPER

Box End - Std Mount
<u>954000-20BX</u> <u>N954000-20BX</u>
Mitered End - Std Mount
<u>954000-20MT</u> <u>N954000-20MT</u>
Box End w/ Tow Hole - Std Mount
<u>954050-20BX</u> <u>N954050-20BX</u>
Mitered w/ Tow Hole - Std Mount
<u>954050-20MT</u> <u>N954050-20MT</u>
Box End - Blind Mount
<u>954030-20BX</u> <u>N954030-20BX</u>
Mitered End - Blind Mount
<u>954030-20MT</u> <u>N954030-20MT</u>
Box End w/ Tow Hole - Blind Mount
<u>954070-20BX</u> <u>N954070-20BX</u>
Mitered w/ Tow Hole - Blind Mount
<u>954070-20MT</u> <u>N954070-20MT</u>

22" BUMPER

Box End - Std Mount
<u>954000-22BX</u> <u>N954000-22BX</u>
Mitered End - Std Mount
<u>954000-22MT</u> <u>N954000-22MT</u>
Box End w/ Tow Hole - Std Mount
<u>954050-22BX</u> <u>N954050-22BX</u>
Mitered w/ Tow Hole - Std Mount
<u>954050-22MT</u> <u>N954050-22MT</u>
Box End - Blind Mount
<u>954030-22BX</u> <u>N954030-22BX</u>
Mitered End - Blind Mount
<u>954030-22MT</u> <u>N954030-22MT</u>
Box End w/ Tow Hole - Blind Mount
<u>954070-22BX</u> <u>N954070-22BX</u>
Mitered w/ Tow Hole - Blind Mount
<u>954070-22MT</u> <u>N954070-22MT</u>

CLASSIC - STANDARD MOUNT BUMPERS FOR KENWORTH W900B AND W900L

W900B are for 2010 & Earlier

NEW

16" BUMPER

Box End
<u>C954000-16BX</u>
Box End w/ Tow Hole
<u>C954050-16BX</u>
Mitered End
<u>C954000-16MT</u>
Mitered End w/ Tow Hole
<u>C954050-16MT</u>

18" BUMPER

Box End
<u>C954000-18BX</u>
Box End w/ Tow Hole
<u>C954050-18BX</u>
Mitered End
<u>C954000-18MT</u>
Mitered End w/ Tow Hole
<u>C954050-18MT</u>

20" BUMPER

Box End
<u>C954000-20BX</u>
Box End w/ Tow Hole
<u>C954050-20BX</u>
Mitered End
<u>C954000-20MT</u>
Mitered End w/ Tow Hole
<u>C954050-20MT</u>

22" BUMPER

Box End
<u>C954000-22BX</u>
Box End w/ Tow Hole
<u>C954050-22BX</u>
Mitered End
<u>C954000-22MT</u>
Mitered End w/ Tow Hole
<u>C954050-22MT</u>

MULTI-FIT BLIND MOUNT BUMPERS Fits Kenworth W900 (Each)

18" BUMPER

18" with Box End
<u>950001-18BX</u> <u>N950001-18BX</u>
18" with Mitered End
<u>950001-18MT</u> <u>N950001-18MT</u>

20" BUMPER

20" with Box End
<u>950001-20BX</u> <u>N950001-20BX</u>
20" with Mitered End
<u>950001-20MT</u> <u>N950001-20MT</u>

22" BUMPER

22" with Box End
<u>950001-22BX</u> <u>N950001-22BX</u>
22" with Mitered End
<u>950001-22MT</u> <u>N950001-22MT</u>

N *The part numbers beginning with 'N' in the right-sided column designate 304 stainless material. 304 stainless has enhanced corrosion resistance.

INTERNATIONAL 9900I / 9900IX BUMPERS

16" BUMPER

Box End - Std Mount
<u>955000-16BX</u> <u>N955000-16BX</u>
Mitered End - Std Mount
<u>955000-16MT</u> <u>N955000-16MT</u>
Box End w/ Tow Hole - Std Mount
<u>955050-16BX</u> <u>N955050-16BX</u>
Mitered w/ Tow Hole - Std Mount
<u>955050-16MT</u> <u>N955050-16MT</u>
Box End - Blind Mount
<u>955030-16BX</u> <u>N955030-16BX</u>
Mitered End - Blind Mount
<u>955030-16MT</u> <u>N955030-16MT</u>
Box End w/ Tow Hole - Blind Mount
<u>955070-16BX</u> <u>N955070-16BX</u>
Mitered w/ Tow Hole - Blind Mount
<u>955070-16MT</u> <u>N955070-16MT</u>

18" BUMPER

Box End - Std Mount
<u>955000-18BX</u> <u>N955000-18BX</u>
Mitered End - Std Mount
<u>955000-18MT</u> <u>N955000-18MT</u>
Box End w/ Tow Hole - Std Mount
<u>955050-18BX</u> <u>N955050-18BX</u>
Mitered w/ Tow Hole - Std Mount
<u>955050-18MT</u> <u>N955050-18MT</u>
Box End - Blind Mount
<u>955030-18BX</u> <u>N955030-18BX</u>
Mitered End - Blind Mount
<u>955030-18MT</u> <u>N955030-18MT</u>
Box End w/ Tow Hole - Blind Mount
<u>955070-18BX</u> <u>N955070-18BX</u>
Mitered w/ Tow Hole - Blind Mount
<u>955070-18MT</u> <u>N955070-18MT</u>

20" BUMPER

Box End - Std Mount
<u>955000-20BX</u> <u>N955000-20BX</u>
Mitered End - Std Mount
<u>955000-20MT</u> <u>N955000-20MT</u>
Box End w/ Tow Hole - Std Mount
<u>955050-20BX</u> <u>N955050-20BX</u>
Mitered w/ Tow Hole - Std Mount
<u>955050-20MT</u> <u>N955050-20MT</u>
Box End - Blind Mount
<u>955030-20BX</u> <u>N955030-20BX</u>
Mitered End - Blind Mount
<u>955030-20MT</u> <u>N955030-20MT</u>
Box End w/ Tow Hole - Blind Mount
<u>955070-20BX</u> <u>N955070-20BX</u>
Mitered w/ Tow Hole - Blind Mount
<u>955070-20MT</u> <u>N955070-20MT</u>

22" BUMPER

Box End - Std Mount
<u>955000-22BX</u> <u>N955000-22BX</u>
Mitered End - Std Mount
<u>955000-22MT</u> <u>N955000-22MT</u>
Box End w/ Tow Hole - Std Mount
<u>955050-22BX</u> <u>N955050-22BX</u>
Mitered w/ Tow Hole - Std Mount
<u>955050-22MT</u> <u>N955050-22MT</u>
Box End - Blind Mount
<u>955030-22BX</u> <u>N955030-22BX</u>
Mitered End - Blind Mount
<u>955030-22MT</u> <u>N955030-22MT</u>
Box End w/ Tow Hole - Blind Mount
<u>955070-22BX</u> <u>N955070-22BX</u>
Mitered w/ Tow Hole - Blind Mount
<u>955070-22MT</u> <u>N955070-22MT</u>

CLASSIC - STANDARD MOUNT BUMPERS FOR INTERNATIONAL 9900I / 9900IX

NEW

16" BUMPER

Box End
<u>C955000-16BX</u>
Box End w/ Tow Hole
<u>C955050-16BX</u>
Mitered End
<u>C955000-16MT</u>
Mitered End w/ Tow Hole
<u>C955050-16MT</u>

18" BUMPER

Box End
<u>C955000-18BX</u>
Box End w/ Tow Hole
<u>C955050-18BX</u>
Mitered End
<u>C955000-18MT</u>
Mitered End w/ Tow Hole
<u>C955050-18MT</u>

20" BUMPER

Box End
<u>C955000-20BX</u>
Box End w/ Tow Hole
<u>C955050-20BX</u>
Mitered End
<u>C955000-20MT</u>
Mitered End w/ Tow Hole
<u>C955050-20MT</u>

22" BUMPER

Box End
<u>C955000-22BX</u>
Box End w/ Tow Hole
<u>C955050-22BX</u>
Mitered End
<u>C955000-22MT</u>
Mitered End w/ Tow Hole
<u>C955050-22MT</u>

CLASSIC - STANDARD MOUNT BUMPERS FOR INTERNATIONAL HX520

NEW

16" BUMPER

Box End
<u>C957000-16BX</u>
Box End w/ Tow Hole
<u>C957020-16BX</u>
Mitered End
<u>C957000-16MT</u>
Mitered w/ Tow Hole
<u>C957020-16MT</u>

18" BUMPER

Box End
<u>C957000-18BX</u>
Box End w/ Tow Hole
<u>C957020-18BX</u>
Mitered End
<u>C957000-18MT</u>
Mitered w/ Tow Hole
<u>C957020-18MT</u>

20" BUMPER

Box End
<u>C957000-20BX</u>
Box End w/ Tow Hole
<u>C957020-20BX</u>
Mitered End
<u>C957000-20MT</u>
Mitered w/ Tow Hole
<u>C957020-20MT</u>

22" BUMPER

Box End
<u>C957000-22BX</u>
Box End w/ Tow Hole
<u>C957020-22BX</u>
Mitered End
<u>C957000-22MT</u>
Mitered w/ Tow Hole
<u>C957020-22MT</u>

MULTI-FIT BLIND MOUNT BUMPERS Fits International 9900 (Each)

18" BUMPER

18" with Box End
<u>950001-18BX</u> <u>N950001-18BX</u>
18" with Mitered End
<u>950001-18MT</u> <u>N950001-18MT</u>

20" BUMPER

20" with Box End
<u>950001-20BX</u> <u>N950001-20BX</u>
20" with Mitered End
<u>950001-20MT</u> <u>N950001-20MT</u>

22" BUMPER

22" with Box End
<u>950001-22BX</u> <u>N950001-22BX</u>
22" with Mitered End
<u>950001-22MT</u> <u>N950001-22MT</u>

N *The part numbers beginning with 'N' in the right-sided column designate 304 stainless material. 304 stainless has enhanced corrosion resistance.

MULTI-FIT BLIND MOUNT BUMPERS Fits Western Star Constellation and Low Max [2007 & Newer] (Each)

<p>18" BUMPER</p> <p>18" with Box End <u>950001-18BX N950001-18BX</u> 18" with Mitered End <u>950001-18MT N950001-18MT</u></p>	<p>20" BUMPER</p> <p>20" with Box End <u>950001-20BX N950001-20BX</u> 20" with Mitered End <u>950001-20MT N950001-20MT</u></p>	<p>22" BUMPER</p> <p>22" with Box End <u>950001-22BX N950001-22BX</u> 22" with Mitered End <u>950001-22MT N950001-22MT</u></p>
---	---	---

4900 BUMPERS [2007 & Earlier] (Each)

<p>16" BUMPER</p> <p>Box End - Std Mount <u>956000-16BX N956000-16BX</u> Mitered End - Std Mount <u>956000-16MT N956000-16MT</u> Box End w/ Tow Hole - Std Mount <u>956050-16BX N956050-16BX</u> Mitered w/ Tow Hole - Std Mount <u>956050-16MT N956050-16MT</u> Box End - Blind Mount <u>956030-16BX N956030-16BX</u> Mitered End - Blind Mount <u>956030-16MT N956030-16MT</u> Box End w/ Tow Hole - Blind Mount <u>956070-16BX N956070-16BX</u> Mitered w/ Tow Hole - Blind Mount <u>956070-16MT N956070-16MT</u></p>	<p>20" BUMPER</p> <p>Box End - Std Mount <u>956000-20BX N956000-20BX</u> Mitered End - Std Mount <u>956000-20MT N956000-20MT</u> Box End w/ Tow Hole - Std Mount <u>956050-20BX N956050-20BX</u> Mitered w/ Tow Hole - Std Mount <u>956050-20MT N956050-20MT</u> Box End - Blind Mount <u>956030-20BX N956030-20BX</u> Mitered End - Blind Mount <u>956030-20MT N956030-20MT</u> Box End w/ Tow Hole - Blind Mount <u>956070-20BX N956070-20BX</u> Mitered w/ Tow Hole - Blind Mount <u>956070-20MT N956070-20MT</u></p>	<p>18" BUMPER</p> <p>Box End - Std Mount <u>956000-18BX N956000-18BX</u> Mitered End - Std Mount <u>956000-18MT N956000-18MT</u> Box End w/ Tow Hole - Std Mount <u>956050-18BX N956050-18BX</u> Mitered w/ Tow Hole - Std Mount <u>956050-18MT N956050-18MT</u> Box End - Blind Mount <u>956030-18BX N956030-18BX</u> Mitered End - Blind Mount <u>956030-18MT N956030-18MT</u> Box End w/ Tow Hole - Blind Mount <u>956070-18BX N956070-18BX</u> Mitered w/ Tow Hole - Blind Mount <u>956070-18MT N956070-18MT</u></p>	<p>22" BUMPER</p> <p>Box End - Std Mount <u>956000-22BX N956000-22BX</u> Mitered End - Std Mount <u>956000-22MT N956000-22MT</u> Box End w/ Tow Hole - Std Mount <u>956050-22BX N956050-22BX</u> Mitered w/ Tow Hole - Std Mount <u>956050-22MT N956050-22MT</u> Box End - Blind Mount <u>956030-22BX N956030-22BX</u> Mitered End - Blind Mount <u>956030-22MT N956030-22MT</u> Box End w/ Tow Hole - Blind Mount <u>956070-22BX N956070-22BX</u> Mitered w/ Tow Hole - Blind Mount <u>956070-22MT N956070-22MT</u></p>
---	---	---	---

4900 BUMPERS [2008 & Later] (Each)

<p>16" BUMPER</p> <p>Box End - Std Mount <u>956010-16BX N956010-16BX</u> Mitered End - Std Mount <u>956010-16MT N956010-16MT</u> Box End with Tow Hole - Std Mount <u>956040-16BX N956040-16BX</u> Mitered with Tow Hole - Std Mount <u>956040-16MT N956040-16MT</u> Box End - Blind Mount <u>956020-16BX N956020-16BX</u> Mitered End - Blind Mount <u>956020-16MT N956020-16MT</u> Box End w/ Tow Hole - Blind Mount <u>956060-16BX N956060-16BX</u> Mitered w/ Tow Hole - Blind Mount <u>956060-16MT N956060-16MT</u></p>	<p>18" BUMPER</p> <p>Box End - Std Mount <u>956010-18BX N956010-18BX</u> Mitered End - Std Mount <u>956010-18MT N956010-18MT</u> Box End with Tow Hole - Std Mount <u>956040-18BX N956040-18BX</u> Mitered with Tow Hole - Std Mount <u>956040-18MT N956040-18MT</u> Box End - Blind Mount <u>956020-18BX N956020-18BX</u> Mitered End - Blind Mount <u>956020-18MT N956020-18MT</u> Box End w/ Tow Hole - Blind Mount <u>956060-18BX N956060-18BX</u> Mitered w/ Tow Hole - Blind Mount <u>956060-18MT N956060-18MT</u></p>	<p>20" BUMPER</p> <p>Box End - Std Mount <u>956010-20BX N956010-20BX</u> Mitered End - Std Mount <u>956010-20MT N956010-20MT</u> Box End with Tow Hole - Std Mount <u>956040-20BX N956040-20BX</u> Mitered with Tow Hole - Std Mount <u>956040-20MT N956040-20MT</u> Box End - Blind Mount <u>956020-20BX N956020-20BX</u> Mitered End - Blind Mount <u>956020-20MT N956020-20MT</u> Box End w/ Tow Hole - Blind Mount <u>956060-20BX N956060-20BX</u> Mitered w/ Tow Hole - Blind Mount <u>956060-20MT N956060-20MT</u></p>	<p>22" BUMPER</p> <p>Box End - Std Mount <u>956010-22BX N956010-22BX</u> Mitered End - Std Mount <u>956010-22MT N956010-22MT</u> Box End with Tow Hole - Std Mount <u>956040-22BX N956040-22BX</u> Mitered with Tow Hole - Std Mount <u>956040-22MT N956040-22MT</u> Box End - Blind Mount <u>956020-22BX N956020-22BX</u> Mitered End - Blind Mount <u>956020-22MT N956020-22MT</u> Box End w/ Tow Hole - Blind Mount <u>956060-22BX N956060-22BX</u> Mitered w/ Tow Hole - Blind Mount <u>956060-22MT N956060-22MT</u></p>
---	---	---	---

CLASSIC - STANDARD MOUNT BUMPERS FOR 4900 SERIES [2007 & Earlier] (Each)

<p>16" BUMPER</p> <p>Box End <u>C956000-16BX</u> Box End w/ Tow Hole <u>C956050-16BX</u> Mitered End <u>C956000-16MT</u> Mitered End w/ Tow Hole <u>C956050-16MT</u></p>	<p>20" BUMPER</p> <p>Box End <u>C956000-18BX</u> Box End w/ Tow Hole <u>C956050-18BX</u> Mitered End <u>C956000-18MT</u> Mitered End w/ Tow Hole <u>C956050-18MT</u></p>	<p>18" BUMPER</p> <p>Box End <u>C956000-20BX</u> Box End w/ Tow Hole <u>C956050-20BX</u> Mitered End <u>C956000-20MT</u> Mitered End w/ Tow Hole <u>C956050-20MT</u></p>	<p>22" BUMPER</p> <p>Box End <u>C956000-22BX</u> Box End w/ Tow Hole <u>C956050-22BX</u> Mitered End <u>C956000-22MT</u> Mitered End w/ Tow Hole <u>C956050-22MT</u></p>
---	---	---	---

CLASSIC - STANDARD MOUNT BUMPERS FOR 4900 SERIES [2008 & Later] (Each)

<p>16" BUMPER</p> <p>Box End <u>C956010-16BX</u> Box End with Tow Hole <u>C956040-16BX</u> Mitered End <u>C956010-16MT</u> Mitered End with Tow Hole <u>C956040-16MT</u></p>	<p>18" BUMPER</p> <p>Box End <u>C956010-18BX</u> Box End with Tow Hole <u>C956040-18BX</u> Mitered End <u>C956010-18MT</u> Mitered End with Tow Hole <u>C956040-18MT</u></p>	<p>20" BUMPER</p> <p>Box End <u>C956010-20BX</u> Box End with Tow Hole <u>C956040-20BX</u> Mitered End <u>C956010-20MT</u> Mitered End with Tow Hole <u>C956040-20MT</u></p>	<p>22" BUMPER</p> <p>Box End <u>C956010-22BX</u> Box End with Tow Hole <u>C956040-22BX</u> Mitered End <u>C956010-22MT</u> Mitered End with Tow Hole <u>C956040-22MT</u></p>
---	---	---	---

N *The part numbers beginning with 'N' in the right-sided column designate 304 stainless material. 304 stainless has enhanced corrosion resistance.