



**ULTRACAB AND FLAT TOP POST MOUNT DARWIN VISORS**

*When replacing factory fiberglass visor, existing holes will not be reused. Factory Fiberglass Visor Bracket Locations will be visible.*

**CAB MOUNTED MIRRORS [2005 & NEWER]**

Visor mounts to center windshield post and to the two rivet positions below the mirror brackets on each side of the windshield. Side of visor is cut out for factory mirror brackets and does not require removal of mirror brackets for installation. Does not reuse any factory visor mount locations.

Visor will not conceal mounting locations from factory visor. Mounting hardware not included. Does not fit cabs with 1 piece curved windshields. (Sold as a kit)

**POST MOUNT DARWIN 11" DROP VISOR [Kit]**

<b>F.</b>	Blank (0)	<b>35910</b>	<b>N35910</b>
	Front Lights		
<b>G.</b>	3/4 Button (10)	<b>35910LT0</b>	<b>N35910LT0</b>
	Front Lights		
<b>H.</b>	Bulls-Eye (10)	<b>35910LT1</b>	<b>N35910LT1</b>
	Top Lights		
	3/4 Button (10)	<b>35910LT2</b>	<b>N35910LT2</b>
	Top Lights		
<b>I.</b>	Bulls-Eye (10)	<b>35910LT3</b>	<b>N35910LT3</b>

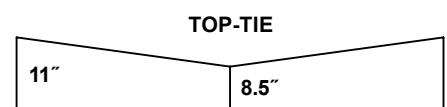
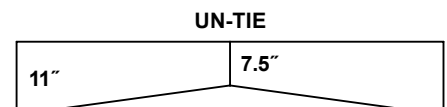
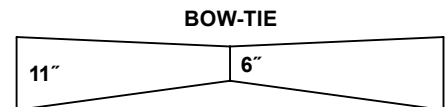
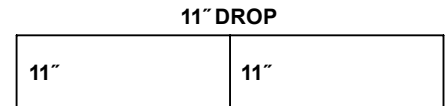
**POST MOUNT DARWIN BOW-TIE VISOR [Kit]**

<b>J.</b>	Darwin Bow-Tie Visor	<b>35911</b>	<b>N35911</b>
-----------	----------------------	--------------	---------------

Does not require removal of factory mirror brackets for installation.

*Front Facing Peterbilt Lighted Visors end with LTO and LT1. Example: 35910LT1*

*Top Facing Peterbilt Lighted Visors end with LT2 and LT3. Example: 35910LT3*



**N** \*The part numbers beginning with 'N' in the right-sided column designate 304 stainless material. 304 stainless has enhanced corrosion resistance.

# PETERBILT

## POST MOUNT DARWIN VISORS - FOR 2 PIECE FLAT WINDSHIELDS

### ULTRACAB AND FLAT TOP POST MOUNT DARWIN VISORS

*When replacing factory fiberglass visor, existing holes will not be reused. Factory Fiberglass Visor Bracket Locations will be visible.*

**CAB MOUNTED MIRRORS** [2005 & newer]  
Visor mounts to center windshield post and to the two rivet positions below the mirror brackets on each side of the windshield. Side of visor is cut out for factory mirror brackets and does not require removal of mirror brackets for installation. Does not reuse any factory visor mount locations.  
Visor will not conceal mounting locations from factory visor. Mounting hardware not included. Does not fit cabs with 1 piece curved windshields. (Sold as a kit)



### POST MOUNT DARWIN UN-TIE VISOR [Kit]

<b>A.</b> Blank (0)	<b>35912</b>	<b>N35912</b>
Front Lights		
3/4 Button (10)	<b>35912LT0</b>	<b>N35912LT0</b>
Front Lights		
<b>B.</b> Bulls-Eye (10)	<b>35912LT1</b>	<b>N35912LT1</b>
Top Lights		
3/4 Button (10)	<b>35912LT2</b>	<b>N35912LT2</b>
Top Lights		
<b>C.</b> Bulls-Eye (10)	<b>35912LT3</b>	<b>N35912LT3</b>



*Front Facing Peterbilt Lighted Visors end with LTO and LT1. Example: 35910LT1*

*Top Facing Peterbilt Lighted Visors end with LT2 and LT3. Example: 35910LT3*


### POST MOUNT DARWIN TOP-TIE VISOR [Kit]

<b>D.</b> Darwin Top-Tie Visor	<b>35913</b>	<b>N35913</b>
--------------------------------	--------------	---------------



**DOOR MOUNTED MIRRORS** [1987 - 2005]  
Visor mounts to center windshield post and to the four rivet positions on outer cab posts. Does not reuse any factory visor mount locations.  
Visor will not conceal mounting locations from factory visor. Mounting hardware not included. Does not fit cabs with 1 piece curved windshields. (Sold as a kit)

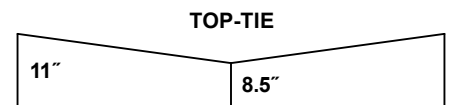
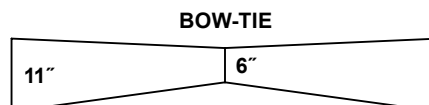
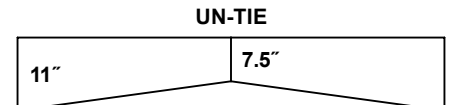
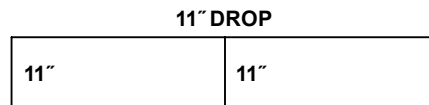
Post Mount 11.5" Darwin Drop Visor		
Blank (0)	<b>35900</b>	<b>N35900</b>
Post Mount 11.5" Darwin Drop Visor with Front		
3/4 Button (10)	<b>35900LT0</b>	<b>N35900LT0</b>
Post Mount 11.5" Darwin Drop Visor with Front		
Bulls-Eye (10)	<b>35900LT1</b>	<b>N35900LT1</b>
Post Mount 11.5" Darwin Drop Visor with Top		
3/4 Button (10)	<b>35900LT2</b>	<b>N35900LT2</b>
Post Mount 11.5" Darwin Drop Visor with Top		
Bulls-Eye (10)	<b>35900LT3</b>	<b>N35900LT3</b>



Post Mount Darwin Bow-Tie		
<b>35901</b>	<b>N35901</b>	

Post Mount Darwin Un-Tie Visor		
Blank (0)	<b>35902</b>	<b>N35902</b>
Post Mount Darwin Un-Tie Visor with Front		
3/4 Button (10)	<b>35902LT0</b>	<b>N35902LT0</b>
Post Mount Darwin Un-Tie Visor with Front		
Bulls-Eye (10)	<b>35902LT1</b>	<b>N35902LT1</b>
Post Mount Darwin Un-Tie Visor with Top		
3/4 Button (10)	<b>35902LT2</b>	<b>N35902LT2</b>
Post Mount Darwin Un-Tie Visor with Top		
Bulls-Eye (10)	<b>35902LT3</b>	<b>N35902LT3</b>

Post Mount Darwin Top-Tie Visor		
<b>35903</b>	<b>N35903</b>	



**Does not require removal of factory mirror brackets for installation.**